


Smart Bluetooth+Wifi tuya module floor light



TUYA MODULE FLOOR LIGHT



APPLICATION

Wide Applications: living room / bedroom / estudio / library / museum, etc

FEATURES

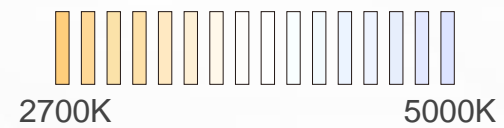


2700K




5000K

CCT adjustable, 2700-5000K color temperature can be adjusted at will.



FEATURES



1% Brightness

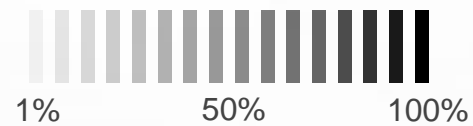


50% Brightness



100% Brightness

Dimming level, 1%-100% brightness adjustable.



FEATURES



With RGB,cyclically switching the colorful light.



FEATURES



Rich colors,
easy APP operation

FEATURES

Frosted high transparent PS lampshade, high transmittance and uniform light





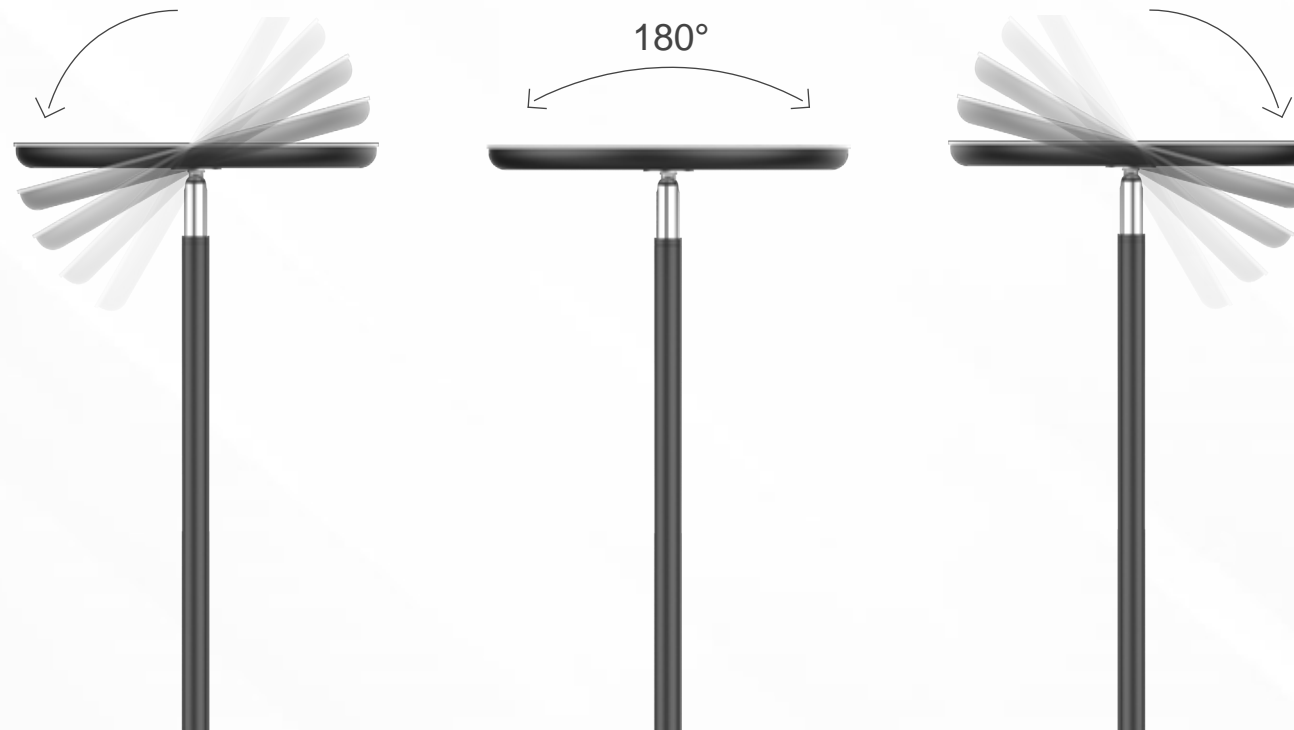
- Click the button to switch
long press for 3 seconds to adjust the brightness
- Click the button to adjust the color temperature
- Click the button to adjust the color

FEATURES

Press the button,
Tuya module app achieves intelligent adjustment control
and physical button adjustment control.



FEATURES



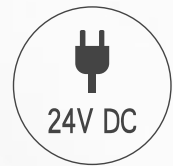
The lamp holder can freely adjust the angle to 180°.

FEATURES

Painted surface, sand black / sand white,
high-grade and beautiful, anti-rust and anti-corrosion.



FEATURES



External adapter, DC24V voltage output,
safe and stable





FEATURES



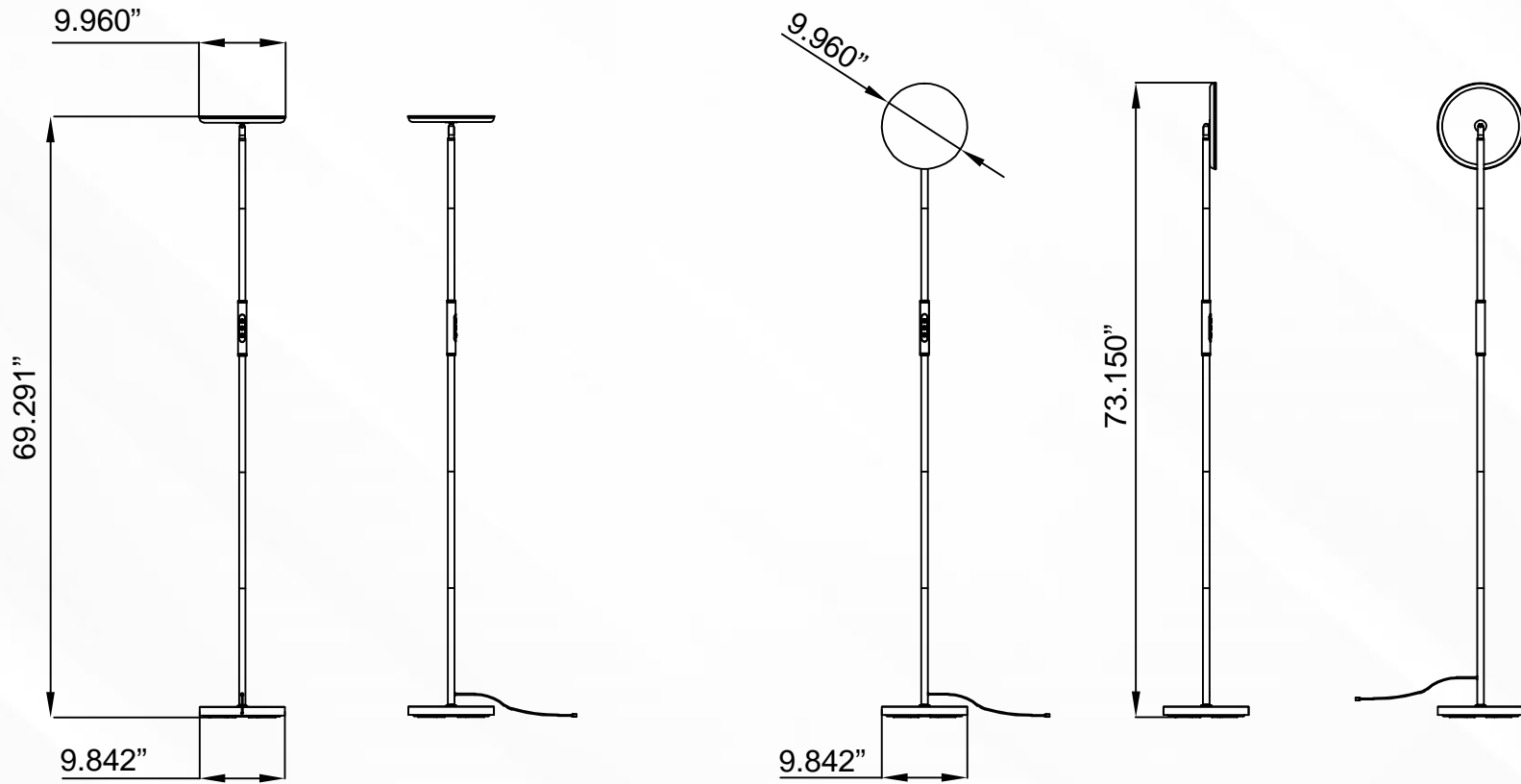
Threaded connection structure,
convenient installation, safe and reliable.

FEATURES

LEDs are arranged according to the rotating pattern,
beautiful and generous;

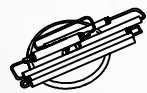


DIMENSIONS (unit: inch)



INSTALLATION DRAWING

Lamp body kit



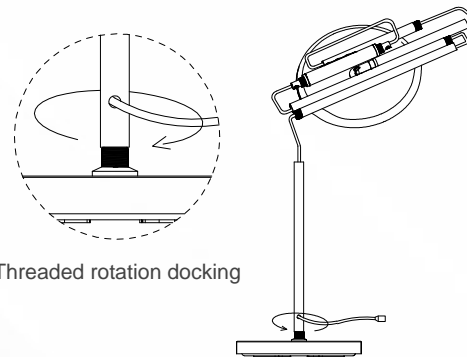
1. Lamp body 1PCS



2. Base 1PCS



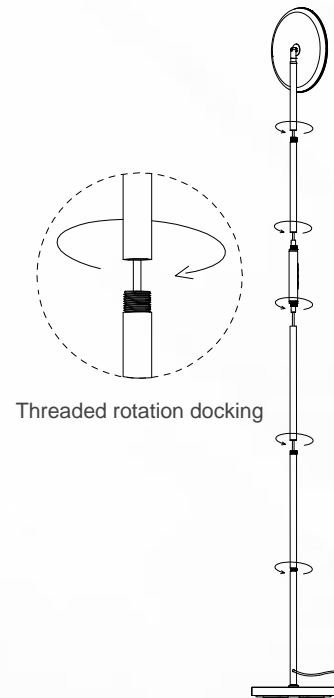
3. Adapter 1PCS



Threaded rotation docking

Install the first lamp pole on the base

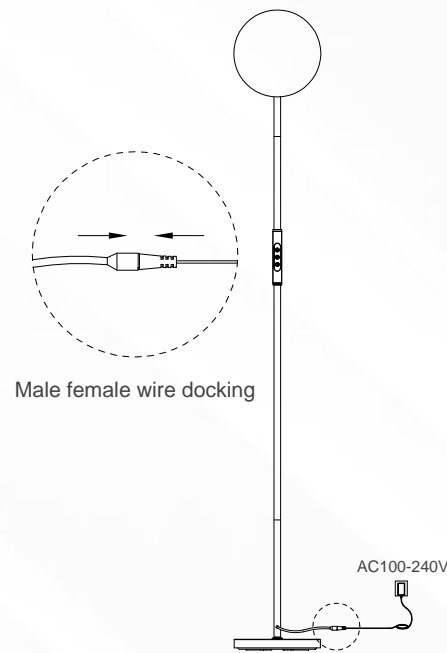
1



Threaded rotation docking

Splice each section of lamp body in turn

2



Male female wire docking

Connect the adapter

3

PARAMETER

Bluetooth+Wifi tuya module 250 floor light	Input voltage (V)	Input power					Output DC voltage	Working temperature	Output current(A)					Error	CRI	Light efficiency	
		White light	Warm light	Red	Green	Blue			RGB	White light	Warm light	Red	Green			Blue	RGB
SC-LDD-D250-AW-024-RERGB	100-240V	24± 10%W	3.2± 10%W	2.5± 10%W	2.3± 10%W	6.7± 10%W	24V	-10-40°	0.85	0.11	0.09	0.08	/	±5%	CRI >80	1600lm	1500lm

PACKAGING

Product Model	Size(inch)	Net weight(kg)	Inner package size(inch)	Carton size(inch)	Inner packing box(pcs/carton)	Carton packing box (pcs/carton)	Inner package weight(kg)	Carton weight(kg)	Gross weight(kg)
SC-LDD-D250-AW-024-RERGB	69.291*9.960*9.842	4	14.96*12.01*4.33	15.75*12.80*18.11	1	4	0.26	0.73	19.2

NOTICE

- 1 The product is only suitable for indoor use, avoid long time work in humid environment;
- 2 Do not soak the product in water or other liquids;
- 3 When installing, the screws need to be locked firmly and not loose;
- 4 Do not install the product in a high temperature environment;
- 5 The adapter needs to be connected in place, and there must be no looseness or poor contact;
- 6 Do not disassemble and install the lamp and battery without permission;