




SC-2216 LED Strip



Features:

1. 2216 assembled LEDs;
2. CRI90;
3. cuttable, shortest length is 12.5mm.
4. One bin for production; uniform light
5. High brightness and high density
6. unique and strong PCB design
7. 3 years warranty;

Application:

1. Stage lighting;
2. Lighting of festival ,activities,exhibition, etc ;
3. Backlight of signage;
4. Path contour lighting;
5. Light string of LED luminous charcters;
6. Landscape decoration lighting.



Product electrical parameters:

Model	Color	Lumen	LED Type	LED Qty. (leds /m)	Beam angle (degree)	DC Voltage (V)	Rated Watt (w/m)	IP	CRI
SC-2216IB-XX	W	830	2216	120	120	12/24	9.6	20/64/65/68	>90
	WW	720							
	NW	790							
SC-2216IB-XX2	W	1630	2216	240	120	12/24	19.2		
	WW	1400							
	NW	1530							

SC-2216IBD-XX2	SC-2216IBD-XX2	IP64	Slim PU glue potted			
SC-2216IBD-XX	SC-2216IBD-XX			IP65	Silicon sleeved	
	SC-2216IBS-XX	IP65	PU glue potted			
	SC-2216IBP-XX					IP68
	SC-SF-2216IB-XX					

Accessories Table:

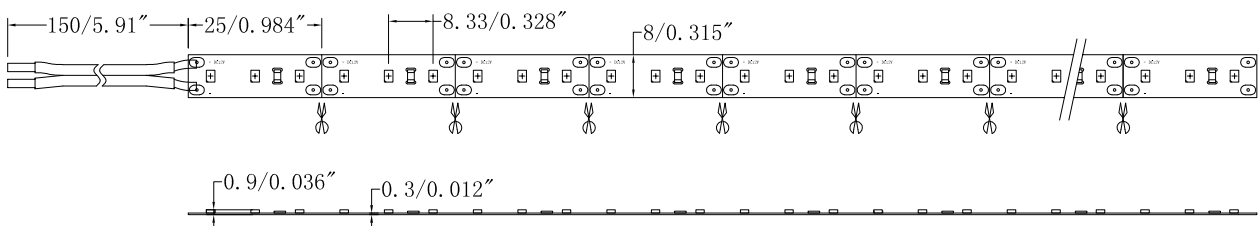
Model	SC-C1-8	SC-C2-8	SC-C3	L-connector	T-connector	CON-1-8	CON-2-8	CON-3-8
SC-2216IB-XX								
	✓	✓	✓			✓	✓	✓

Note: If you want order ETL version, the wire could be difference

Dimension:

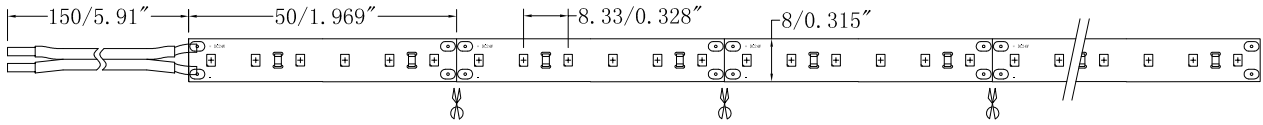
Unit: mm/inch

SC-2216IB-XX-12V

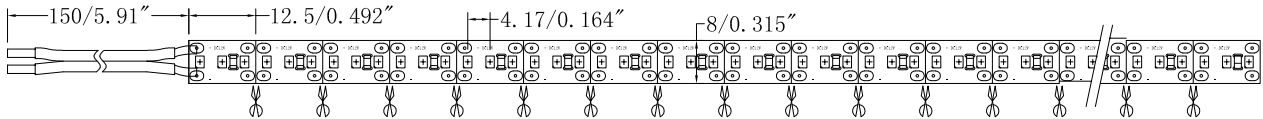




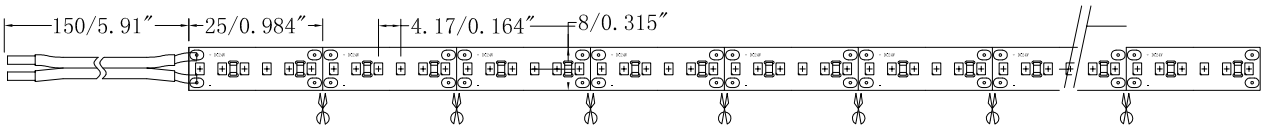
SC-2216IB-XX-24V



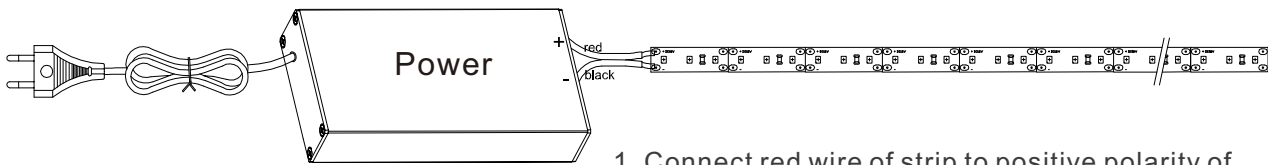
SC-2216IB-XX2-12V



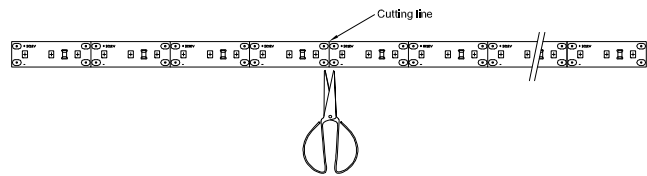
SC-2216IB-XX2-24V



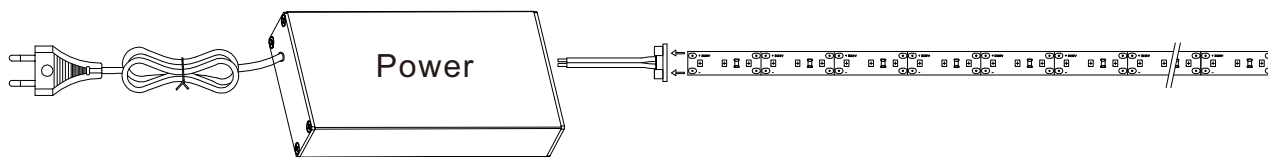
Connecting & Installation Diagram:



1. Connect red wire of strip to positive polarity of power supply, and connect black wire to negative polarity;



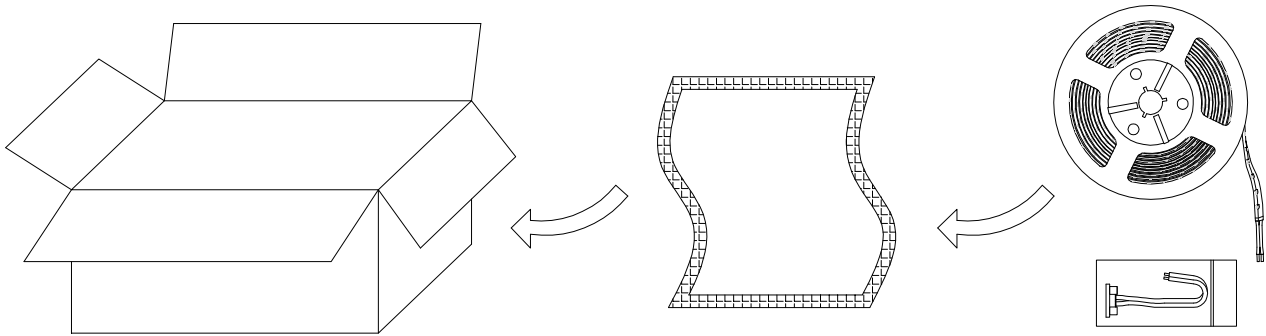
2. If don't need so long strip, it can be cut short according to the scissors mark;



3. The cut strips can be connected via accessories connectors, and then the strips are connected to power supply.



Packing instruction:



Packing box

Anti-static bag

LED strip + accessories

Notice

1. The LED strip and other accessories can be squeezed;
2. Transduction parts of PCB can't be damaged during installation;
3. Installation of LED strip must conform to electrical safety standards, and only professionals can perform installation;
4. Ensure power supply load employ transformer;
5. When the LED strip is installed on metal or conductor surface, the contact surface must be processed with insulation;
6. Identify positive polarity and negative polarity before installation to avoid LED strip damage;
7. During installation, pay attention to preventing electrostatic;
8. The product need anti-corrosion environment, such as: avoid damp water drop or other adverse factor.